



International Association For Official Statistics
Abu Dhabi-2016



Egypt Household International Migration Survey 2013 (Egypt-HIMS)

One of the aspects of international and regional partnership

BY

Mostafa Younes Yousef

Cairo, Egypt

Mostafa_y@capmas.gov.eg

Central Agency For Public Mobilization & Statistics
(CAPMAS)

07/12/2016

1-Introduction

Egypt Household International Migration Survey 2013 (**EGYPT-HIMS**) is a part of the internationally coordinated 'Mediterranean Household International Migration Survey' (**MED-HIMS**) in collaboration with the EC/Eurostat /MEDSTAT, the World Bank, ILO, UNFPA, UNHCR, IOM, WHO and LAS.

which is a programme of regionally coordinated surveys requested by the NSOs of 8 MENA Arab countries.



International Labour
Organization



IOM International Organization for Migration



Partnerships:

- partnerships between the Central Agency for Public Mobilization & Statistics (CAPMAS) and international organization for implementing Egypt-HIMS
- The successful implementation of the Egypt-HIMS would not have been possible without the active support and dedicated efforts of a large number of organizations and individuals. On behalf of CAPMAS:



2. The main objective

To overcome the lack of data on international migration from Egypt by collecting reliable and representative data on:

determinants
&
consequences
of
international
migration

the recent
trends

causes

dynamics

the inter-
linkages
between
migration and
development.

Methodology

Questionnaires:

The Egypt-HIMS utilized the following six questionnaires:

1. Household Questionnaire
2. Individual Q. for Current Migrant
3. Individual Q. for Return Migrant
4. Individual Q. for Non Migrant
5. Individual Q. for Forced Migrant
6. Household Socio-economic Characteristics Questionnaire



Training of Field Staff

- Training of field staff took place over a four-week period by senior experts from CAPMAS and MED-HIMS for a total of 210 field staff.



Data Collection

- Fieldwork for the 2013 Egypt-HIMS was carried out by 32 interviewing teams, each consisting of one male supervisor, one field editor, three female interviewers, and one driver.
- Data collection was implemented in two phases:
 - ✓ The first covered the main sample of Egyptian households.
 - ✓ The second phase covering the targeted sample of forced migrants residing in Egypt.

Data Management



- Data processing began **shortly** after fieldwork commenced.
- Data processing consisted of office editing, coding of open-ended questions, data entry, editing of computer-identified errors.
- Data entry and verification was done using the **CSPro** computer package
- The tabulation of the survey data was done using **a special computer package** developed at CAPMAS.

Coverage (The Main Sample):

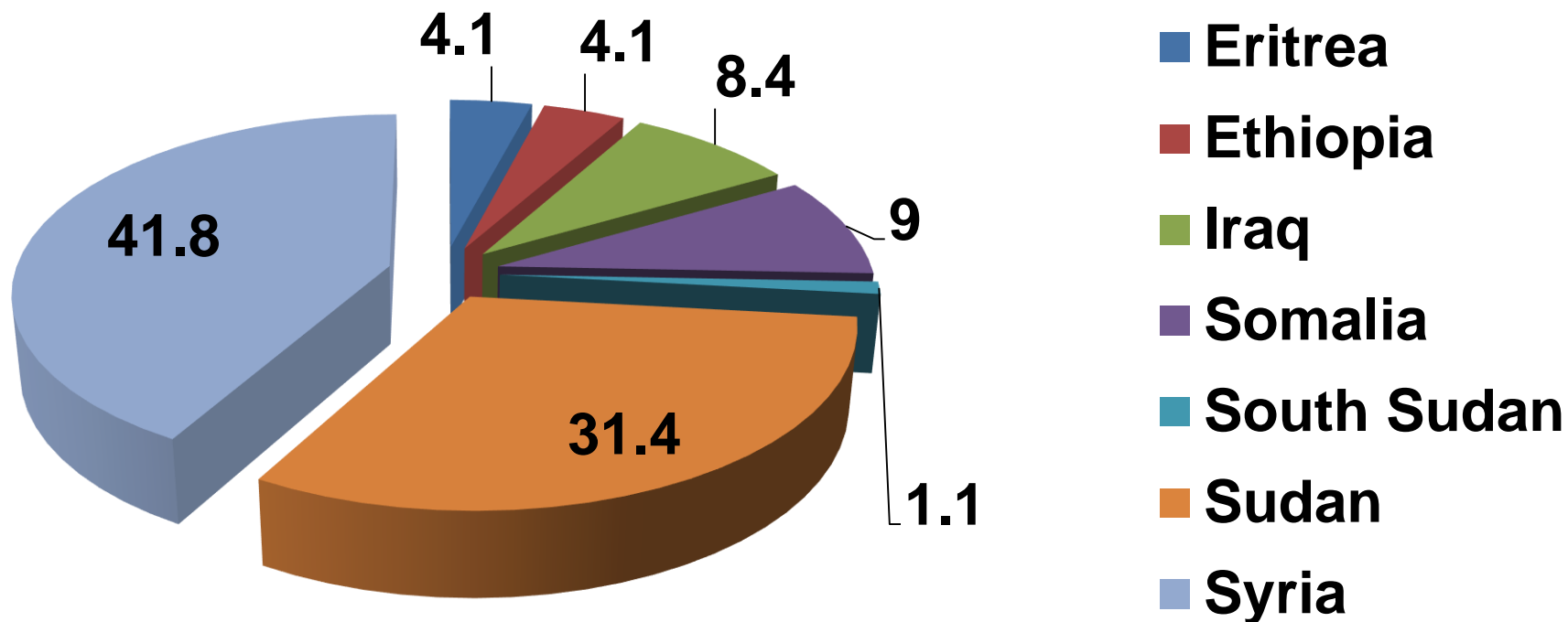
- The sample for the 2013 Egypt-HIMS (90116 Households) was designed to provide statistically reliable estimates of population and migration indicators
- **Six major subdivisions** (Urban Governorates, urban Lower Egypt, rural Lower Egypt, urban Upper Egypt, rural Upper Egypt, and the Frontier Governorates),
- **Forced migration** of citizens of other countries residing in Egypt, who **registered** with the **UNHCR in Egypt**.

Summarized results of the Egypt-HIMS survey:

| Table 1: Results of the household and individual interviews | | | | |
|----------------------------------------------------------------------------------------------------------------------------------|-------|-------|-------|--|
| Number of households, number of interviews, and response rates, according to urban-rural residence (unweighted), Egypt-HIMS 2013 | | | | |
| Result | Urban | Rural | Total | |
| Household Interviews | | | | |
| Households selected | 43560 | 46452 | 90012 | |
| Households occupied | 39248 | 44493 | 83741 | |
| Households interviewed | 38970 | 44388 | 83358 | |
| Household response rate ¹ | 99.3 | 99.8 | 99.5 | |
| Individual Interviews | | | | |
| A) Interviews with current migrants age 15 or more | | | | |
| Number of eligible current migrants | 1168 | 4687 | 5855 | |
| Number of eligible current migrants interviewed | 1164 | 4683 | 5847 | |
| Eligible current migrants response rate ² | 99.7 | 99.9 | 99.9 | |
| B) Interviews with return migrants age 15 or more on last return | | | | |
| Number of eligible return migrants | 1433 | 3702 | 5135 | |
| Number of eligible return migrants interviewed | 1416 | 3669 | 5085 | |
| Eligible return migrants response rate ² | 98.8 | 99.1 | 99.0 | |
| C) Interviews with non-migrants age 15-59 | | | | |
| Number of eligible non-migrants | 3423 | 8546 | 11969 | |
| Number of eligible non-migrants interviewed | 3323 | 8380 | 11703 | |
| Eligible non-migrants response rate ² | 97.1 | 98.1 | 97.8 | |
| ¹ Households interviewed / Households occupied | | | | |
| ² Respondents interviewed / Eligible respondents | | | | |

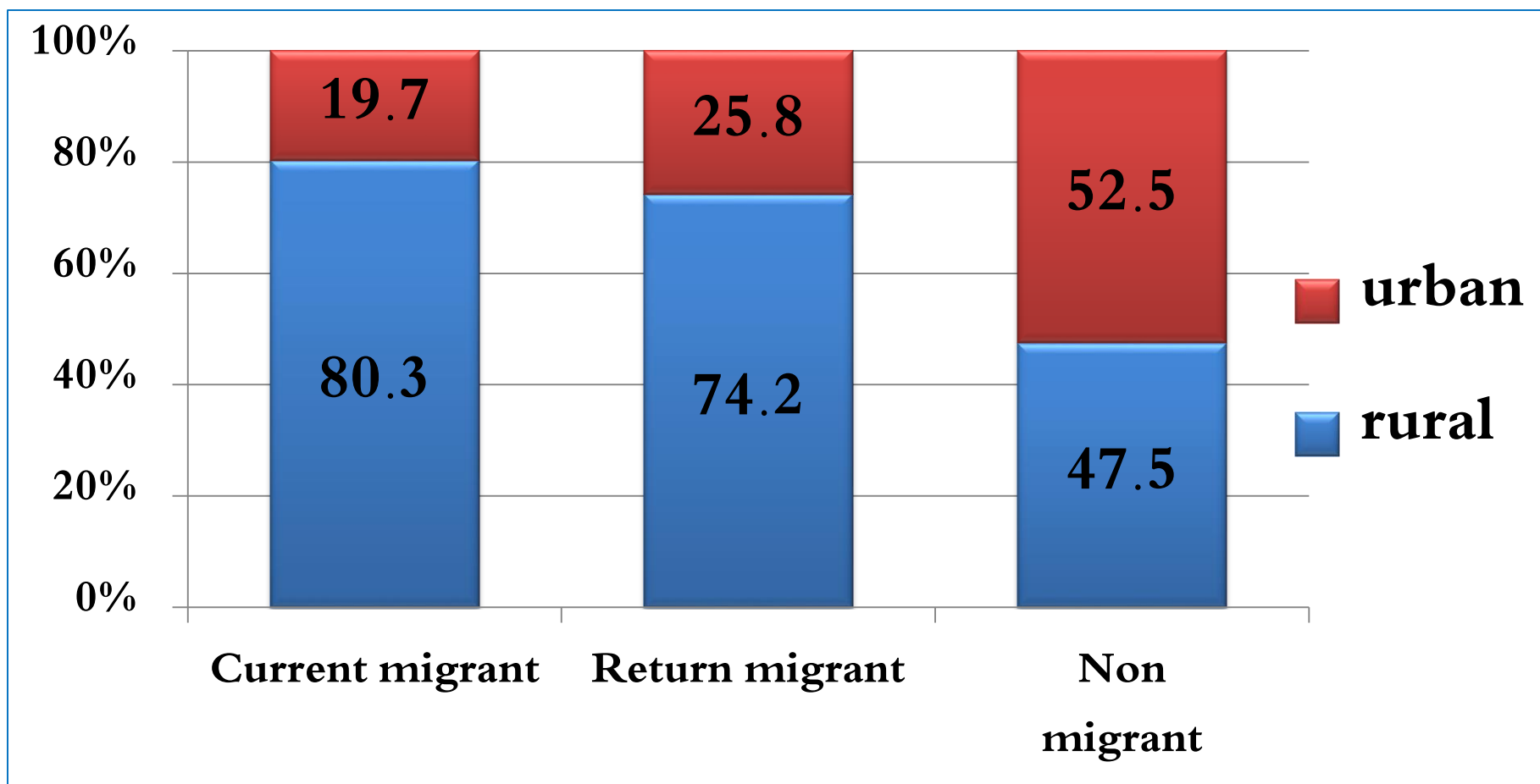
Summarized results of the Egypt-HIMS survey (Cont.,) :

Figure 1: Distribution of population enumerated in the forced migration survey according to country of origin



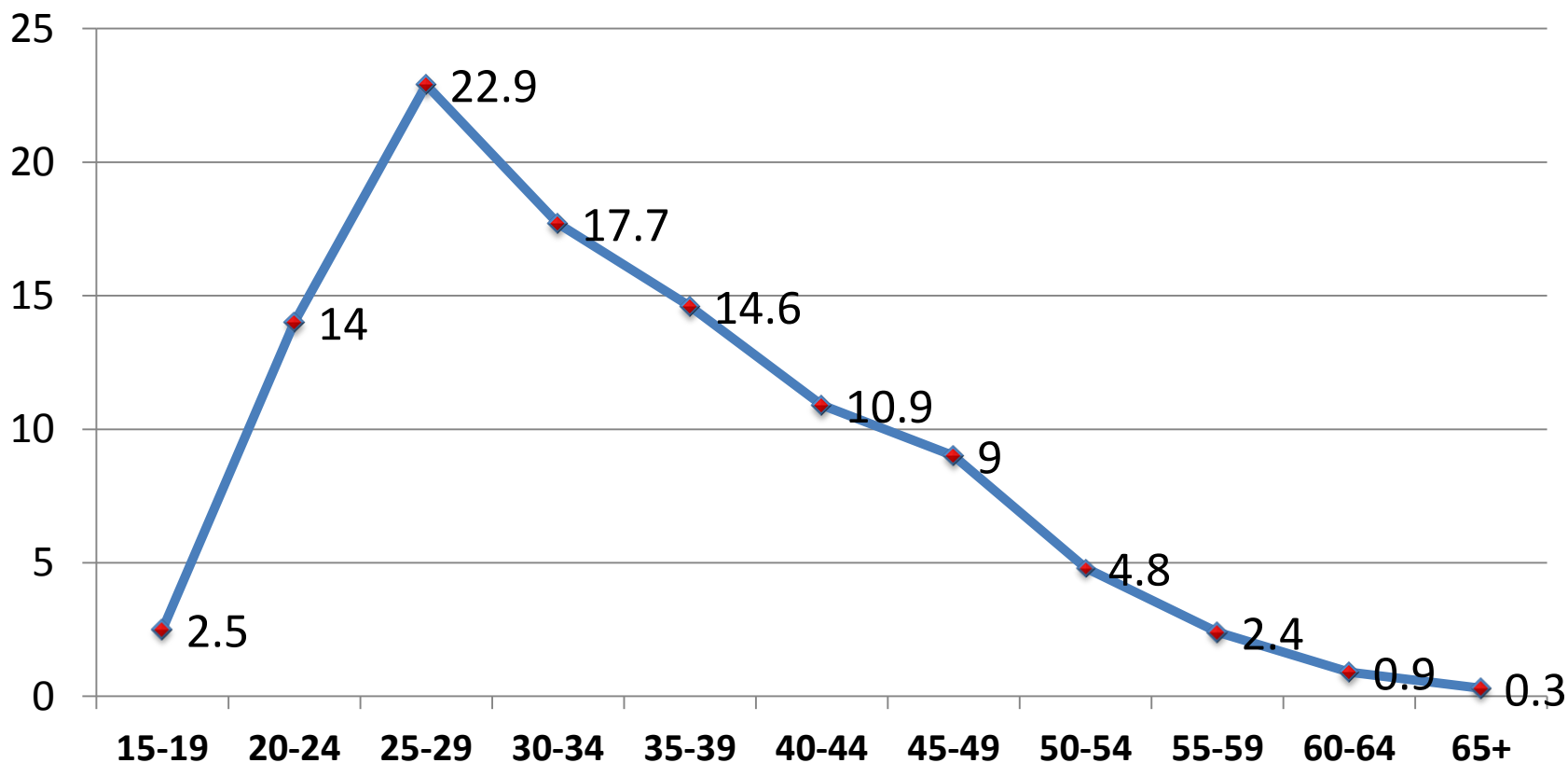
Summarized results of the Egypt-HIMS survey (Cont.) :

Figure 2: Distribution of survey households by urban-rural residence and migration status



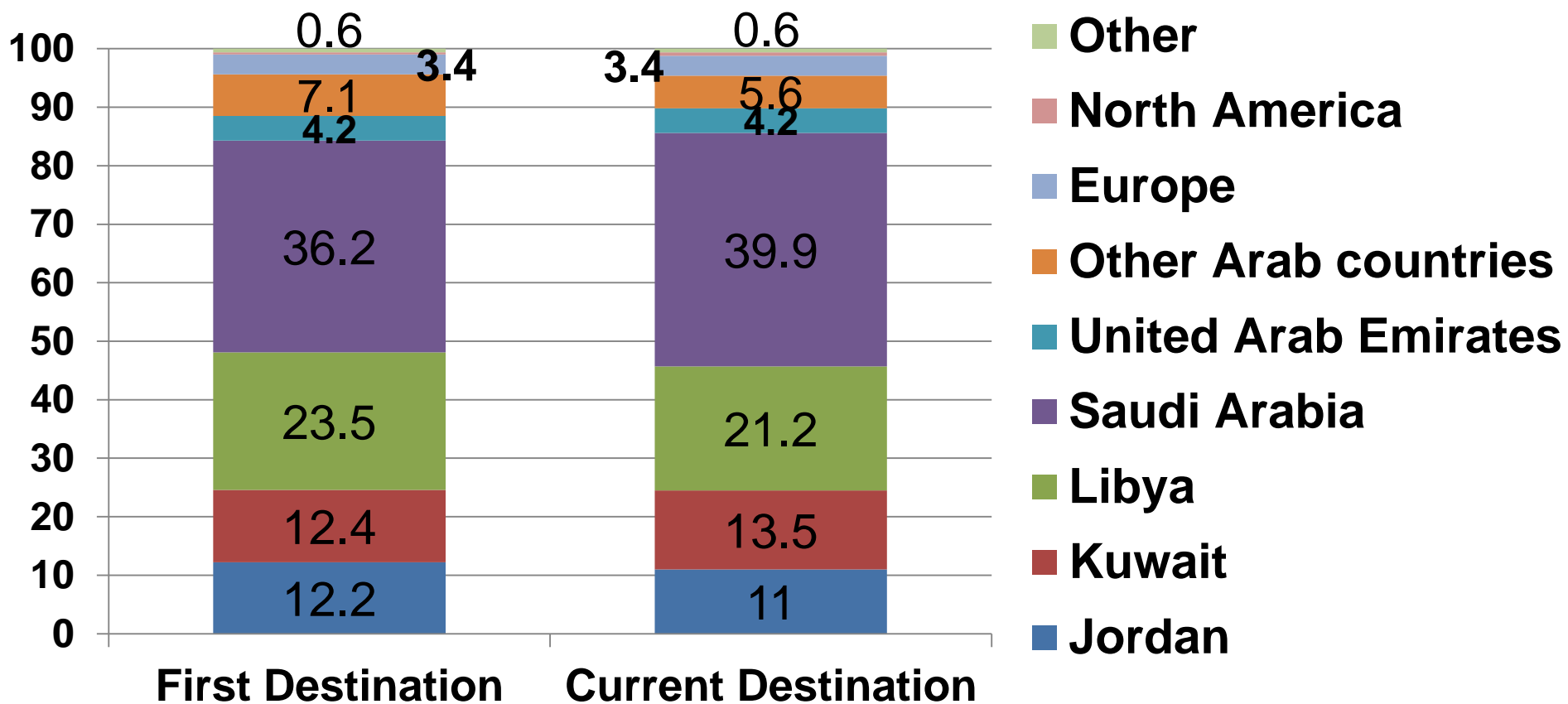
Summarized results of the Egypt-HIMS survey (Cont.) :

Figure 3: Percent distribution of current migrants according to current age (15 +)



Summarized results of the Egypt-HIMS survey (Cont.):

Percent distribution of current migrants by first and current destinations, Egypt-HIMS 2013



Summarized results of the Egypt-HIMS survey (Cont.,) :

Percent distribution of current migrants, who moved to current destination since the beginning of the year 2000, by type of admission document, Egypt-HIMS 2013

| Possession of admission document | Percent | Possession of admission document | Percent |
|-------------------------------------|--------------|----------------------------------|------------|
| a) Yes: Visa and/or document | 95.4 | b) No visa or document | 2.6 |
| Tourist visa | 4.4 | Asked for political asylum | 0.0 |
| Business visa | 2.8 | Undocumented entry | 2.4 |
| Student visa | 0.3 | Other | 0.2 |
| Refugee visa | 0.0 | | |
| Temporary residence permit | 2.1 | | |
| Migrant/Residence permit | 2.1 | c) Did not need visa | 1.1 |
| Work permit | 80.1 | Missing | 0.9 |
| Other | 3.6 | | |
| Total | 100.0 | | |

Thank You