

Measuring the Sustainable Development Goals' Goal 16. Are we ready? The Mexican experience

IAOS 2016



INSTITUTO NACIONAL
DE ESTADÍSTICA Y GEOGRAFÍA

List of indicators

Sustainable Development Goals

Goal 16

Promote peaceful and inclusive societies for sustainable development, provide Access to justice for all and build effective, accountable and inclusive institutions at all levels

16.1.1	Number of victims of intentional homicide per 100,000 population	T1
16.1.2	Conflict-related deaths per 100,000 population	T3
16.1.3	Proportion of population subjected to physical, psychological or sexual violence in the previous 12 months	T2
16.1.4	Proportion of population that feel safe walking alone around the area they live	T2
16.2.1	Proportion of children aged 1-17 years who experienced any physical punishment and/or psychological aggression by caregivers in the past month	T3
16.2.2	Number of victims of human trafficking per 100,000 population	T2

16.2.3	Proportion of young women and men aged 18-29 years who experienced sexual violence by age 18	T2
16.3.1	Proportion of victims of violence in the previous 12 months who reported their victimization to competent authorities or other officially recognized conflict resolution mechanisms	T2
16.3.2	Unsentenced detainees as a proportion of overall prison population	T1
16.4.1	Total value of inward and outward illicit financial flows	T3
16.4.2	Proportion of seized small arms and light weapons that are recorded and traced, in accordance with international standards and legal instruments	T2
16.5.1	Proportion of persons who had at least one contact with a public official and who paid a bribe to a public official, or were asked for a bribe by those public officials, during the previous 12 months	T2
16.5.2	Proportion of businesses that had at least one contact with a public official and that paid a bribe to a public official, or were asked for a bribe by those public officials during the previous 12 months	T2
16.6.1	Primary government expenditures as a proportion of original approved budget, by sector	T1



16.6.2	Proportion of the population satisfied with their last experience of public services	T3	
16.7.1	Proportions of positions in public institutions compared to national distribution	T3	
16.7.2	Proportion of population who believe decision-making is inclusive and responsive	T3	●
16.8.1	Proportion of members and voting rights of developing countries in international organizations	T1	●
16.9.1	Proportion of children under 5 years of age whose births have been registered with a civil authority	T1	
16.10.1	Number of verified cases of killing, kidnapping, enforced disappearance, arbitrary detention and torture of journalists, associated media personnel, trade unionists and human rights advocates in the previous 12 months	T3	●
16.10.2	Number of countries that adopt and implement constitutional, statutory and/or policy guarantees for public access to information	T2	
16.a.1	Existence of independent national human rights institutions in compliance with the Paris Principles	T1	
16.b.1	Proportion of population reporting having personally felt discriminated against or harassed in the previous 12 months on the basis of a ground of discrimination prohibited under international human rights law	T3	

Statistical projects related to Goal 16 indicators

Projects	2011	2012	2013	2014	2015	2016
National Censuses on: Government, Public Safety & State Prison Systems	✓	✓	✓	✓	✓	❖
State Prosecution	✓	✓	✓	✓	✓	❖
State Justice	✓	✓	✓	✓	✓	❖
Municipal Governments	✓		✓		✓	
Federal Justice			✓	✓	✓	❖
Federal Prosecution					✓	❖
National Surveys on: Victimization and Perception of Public Safety (ENVIPE)	✓	✓	✓	✓	✓	✓
Urban Public Safety (ENSU) <i>Quarterly</i>			✓	✓	✓	✓
Governmental Quality & Impact (ENCIG)	✓		✓		✓	
Regulatory Quality & Governmental Impact on Businesses (ENCRIGE)						❖
Crime Against Business (ENVE)		✓		✓		❖
Violence against Women (ENDIREH)	✓					❖
Social Cohesion & Crime Prevention (ECOPRED)				✓		
Homicide Statistics (Yearly & Biannual)	✓	✓	✓	✓	✓	❖
Human Rights Statistics (Public institutions & data)				✓	✓	❖

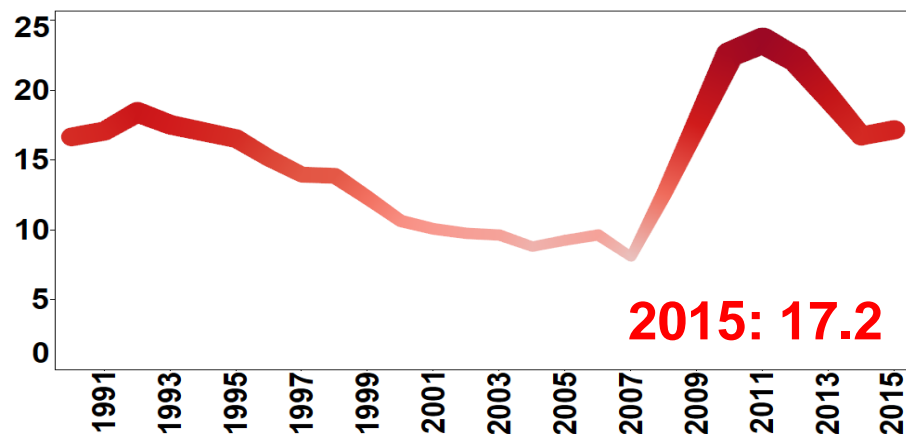
Measuring the Sustainable Development Goal #16. Examples



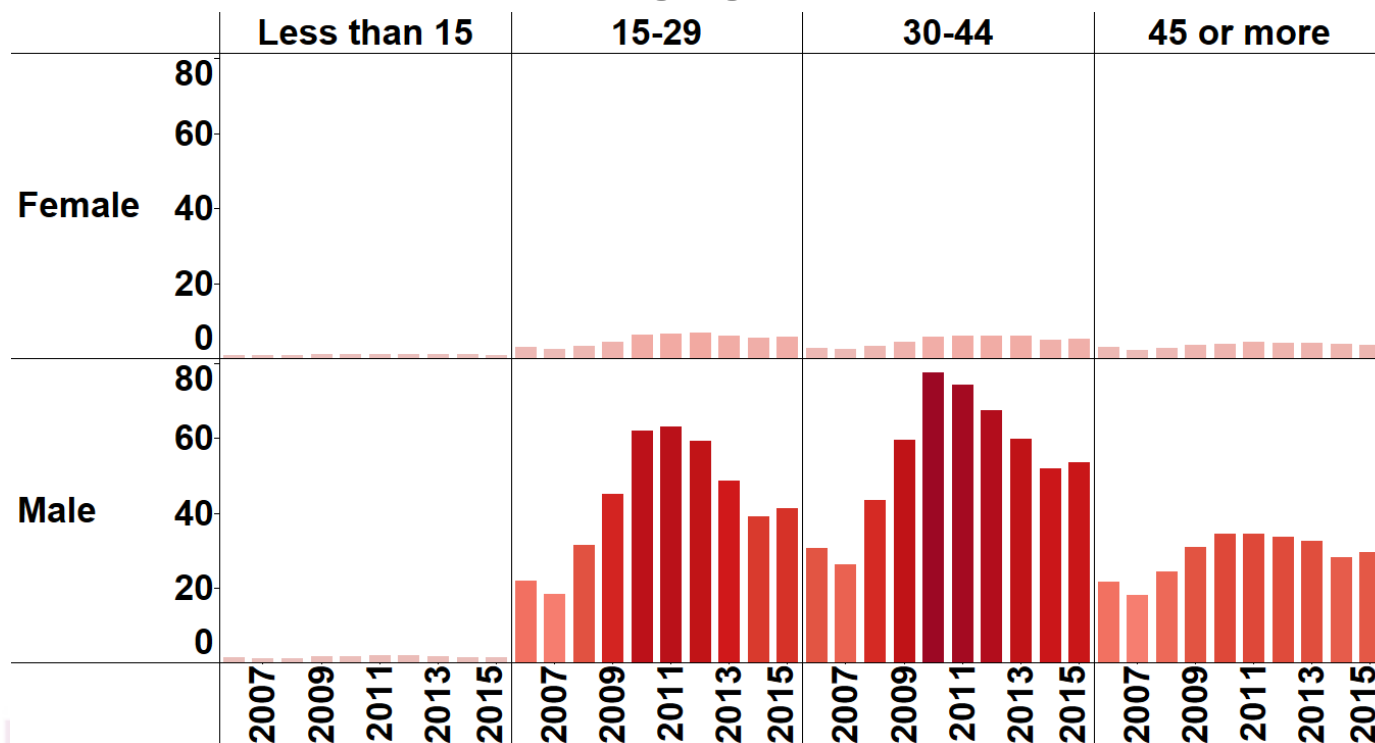
16.1.1 Number of victims of intentional homicide per 100,000 population

Overall, male victims represent 89.5% of all homicide victims; specially those between 15 and 44 years old (72.7%).

National homicide rate per 100,00 population



Age group

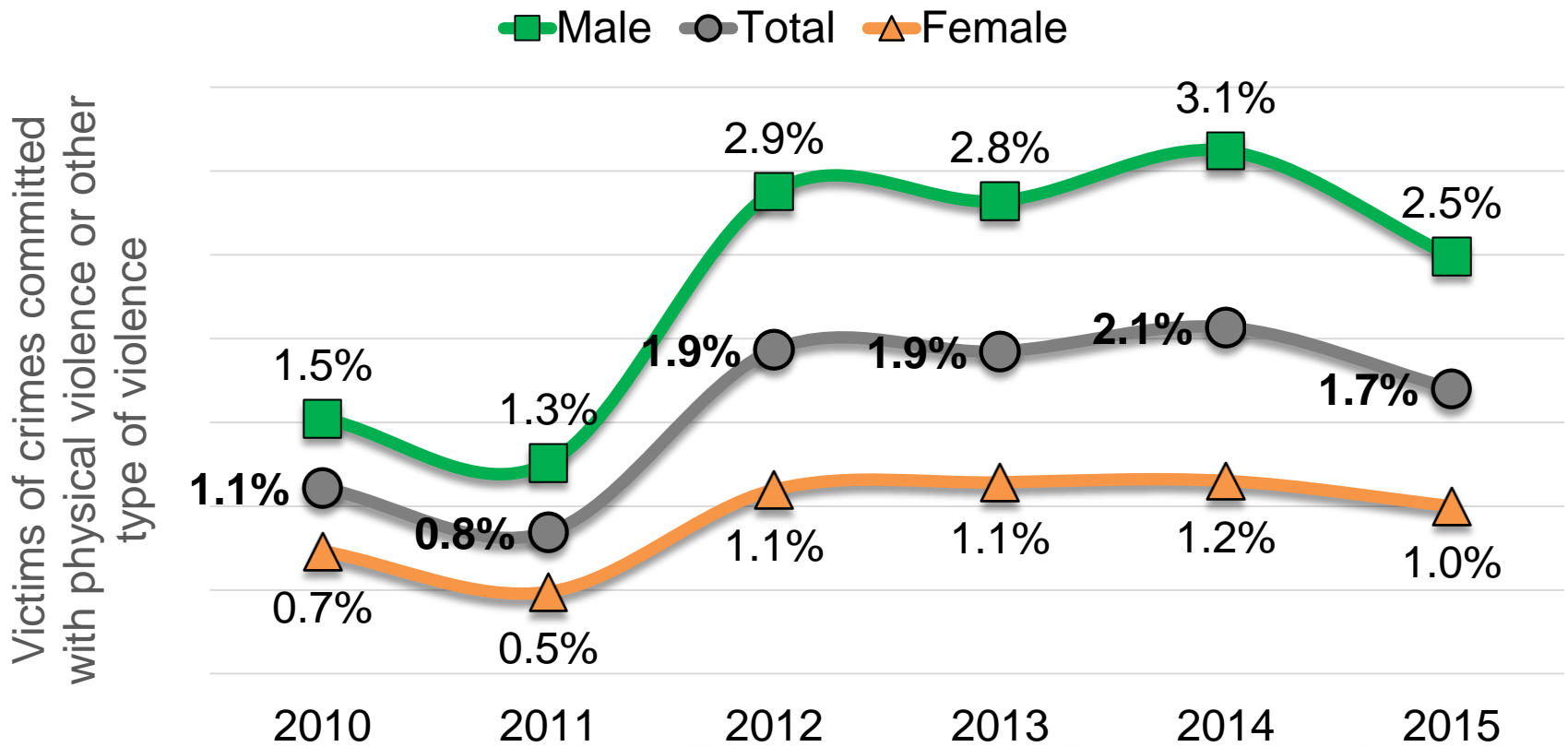


INEGI. Homicide Statistics

*Homicide data for 2015 is preliminary and partial

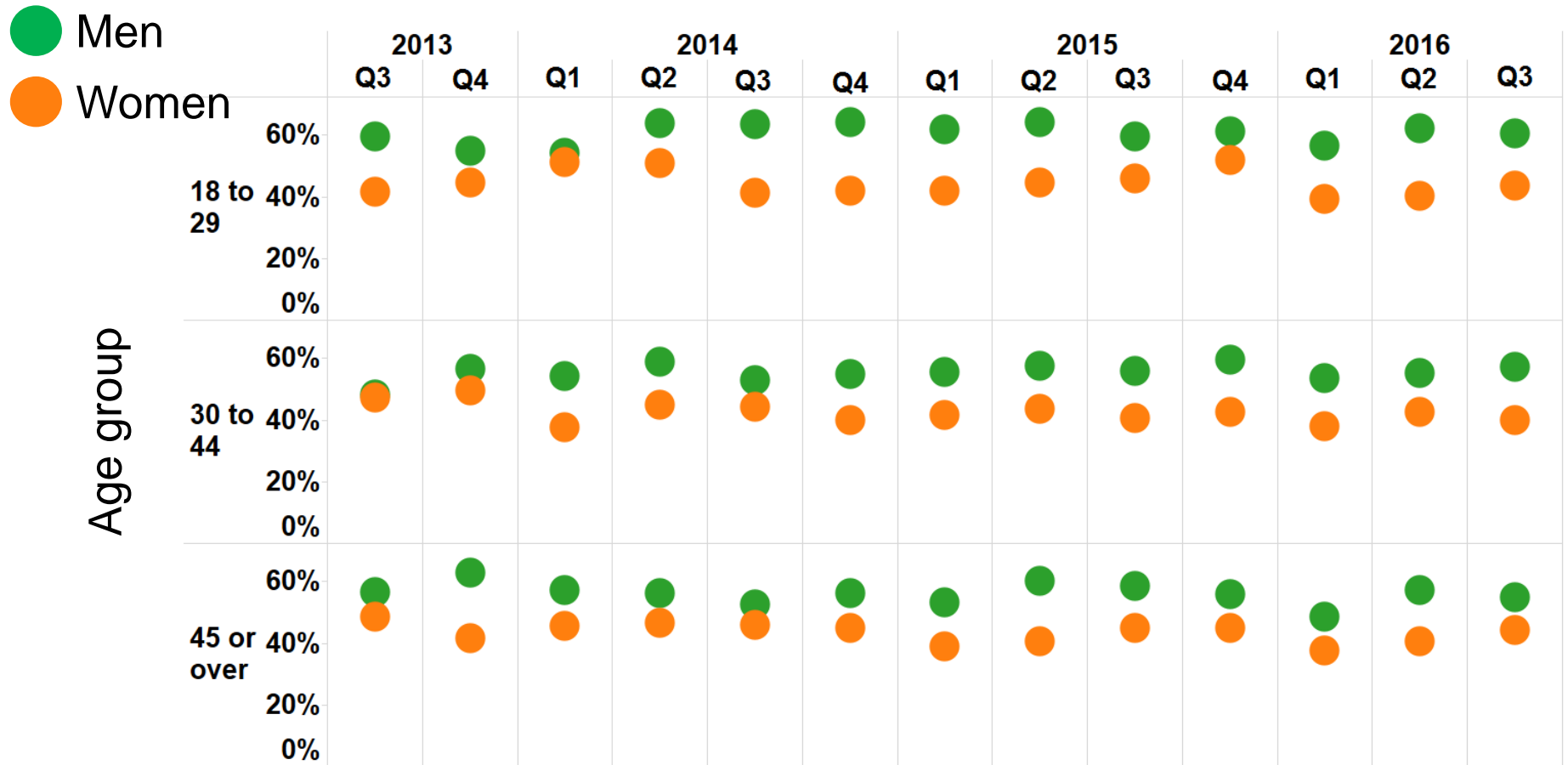
16.1.3 Proportion of population subjected to physical, psychological or sexual violence in the previous 12 months

On average, 2% of the population (aged 18 and over) have experienced physical or any other type of violence during the criminal event.



16.1.4 Proportion of population that feel safe walking alone around the area they live

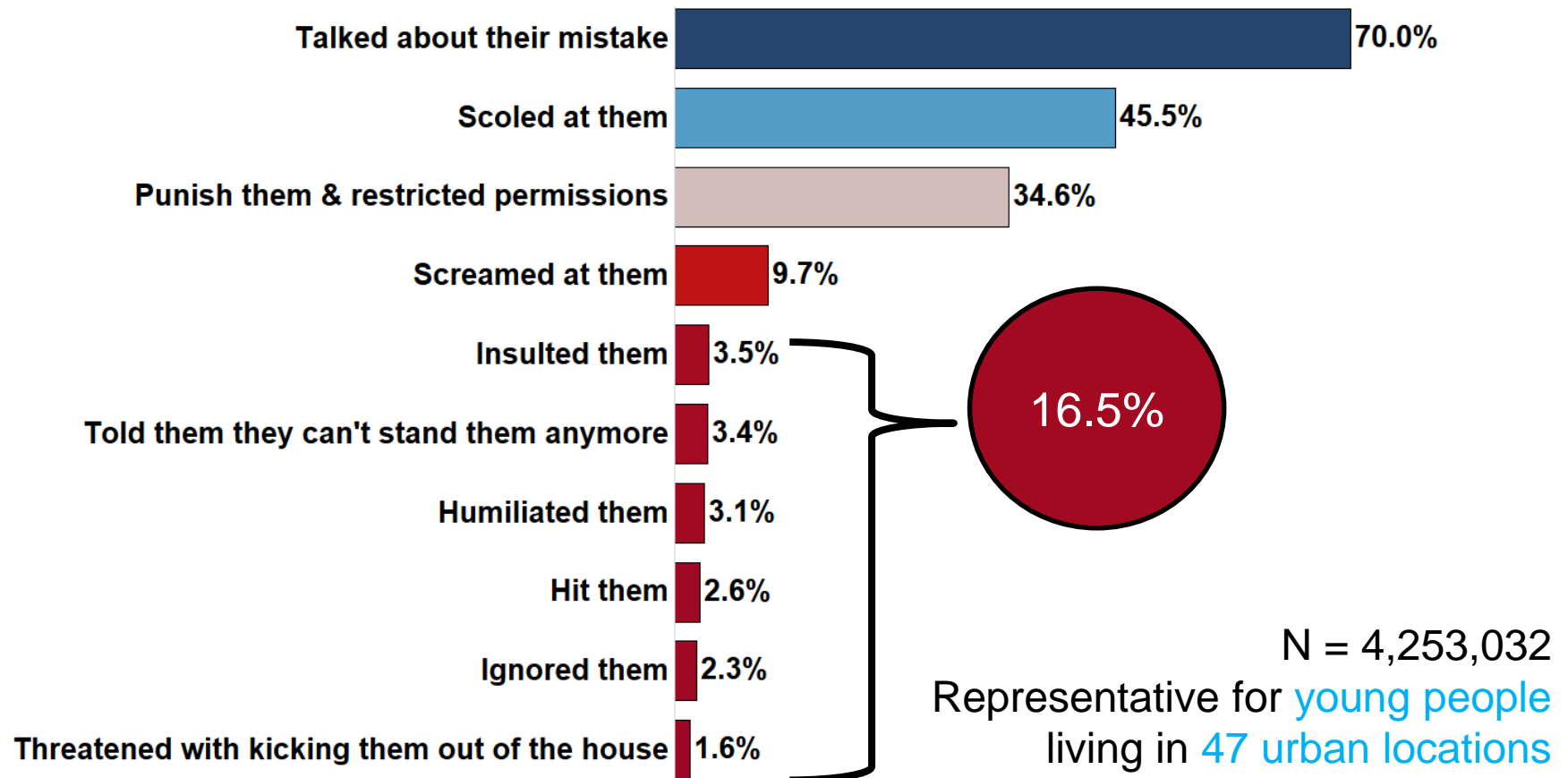
In general, men walk around the area they live at night more consistently than women. Age does not reflect substantial differences.



16.2.1 Proportion of children aged 1-17 years who experienced any physical punishment and/or psychological aggression by caregivers in the past month

Proxy

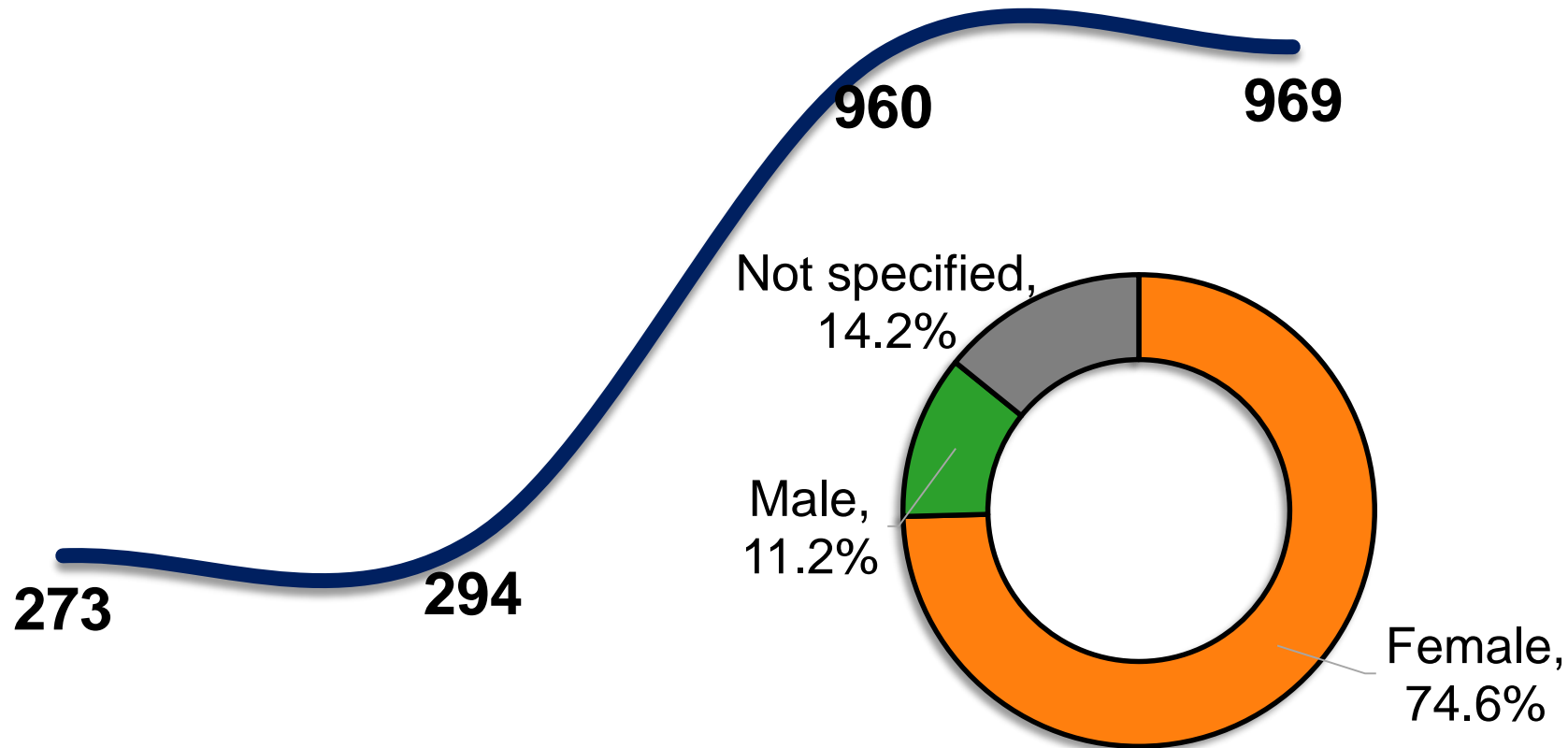
Percentage of children aged 12-17 whose parents or tutors have...



16.2.2 Number of victims of human trafficking per 100,000 population

Proxy

Since 2011, there are 2,496 **recorded (detected)** victims of human trafficking; that is a rate of 1 victim per 100,000 population (total)



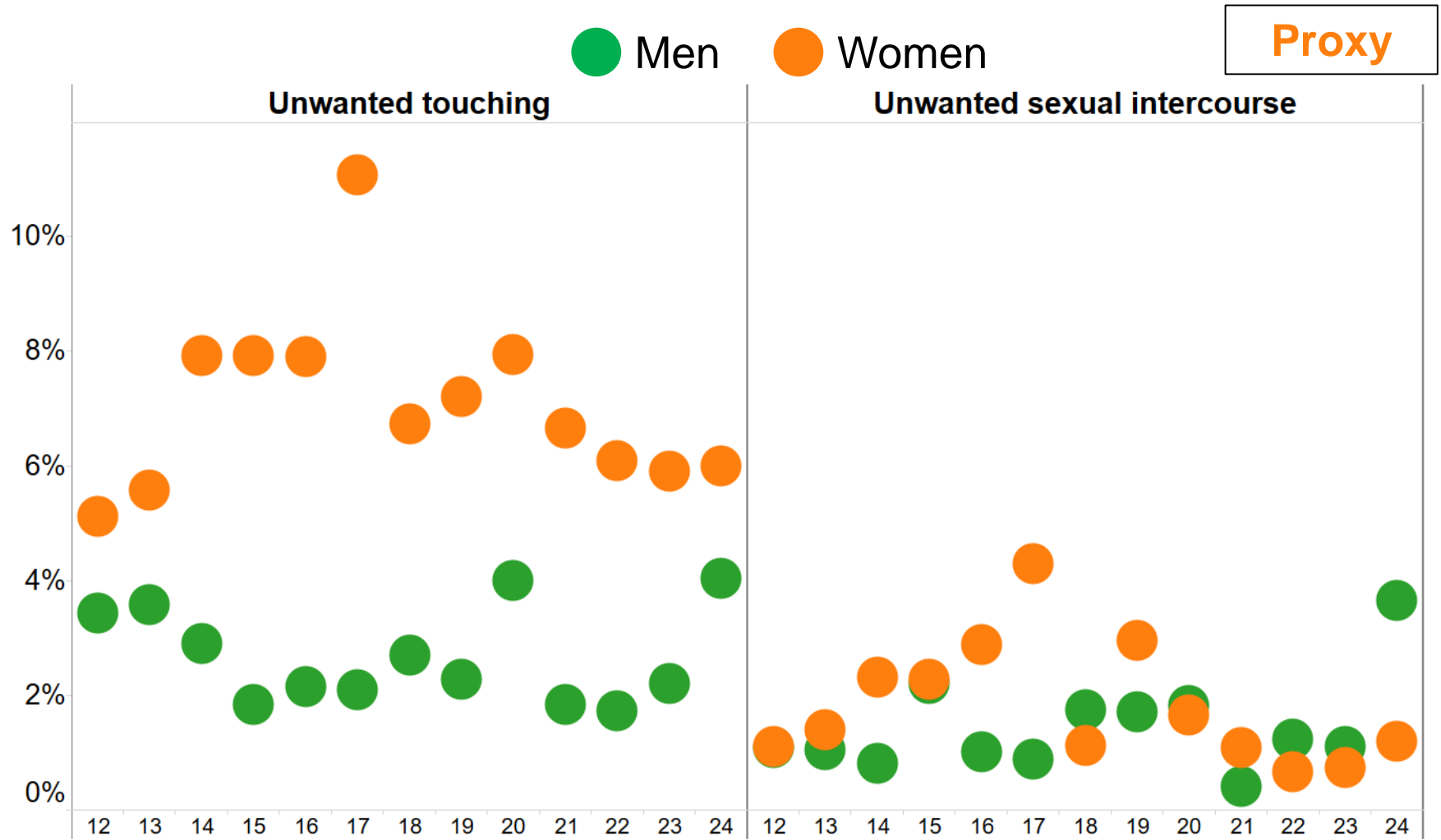
2011

2012

2013

2014

16.2.3 Proportion of young women and men aged 18-29 years who experienced sexual violence by age 18



N = 8,252,306

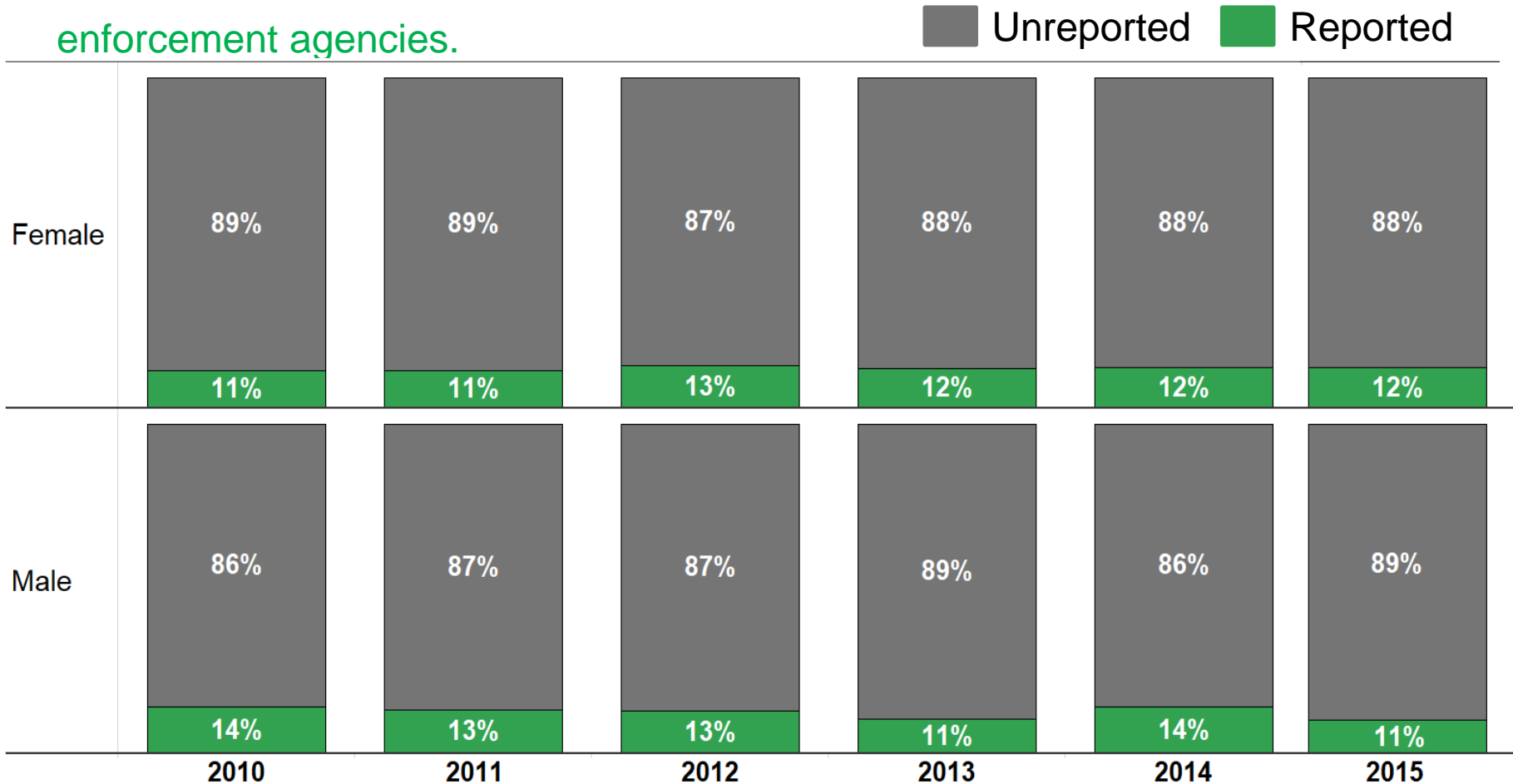
Representative for **young people**

living in **47 urban locations**

Age

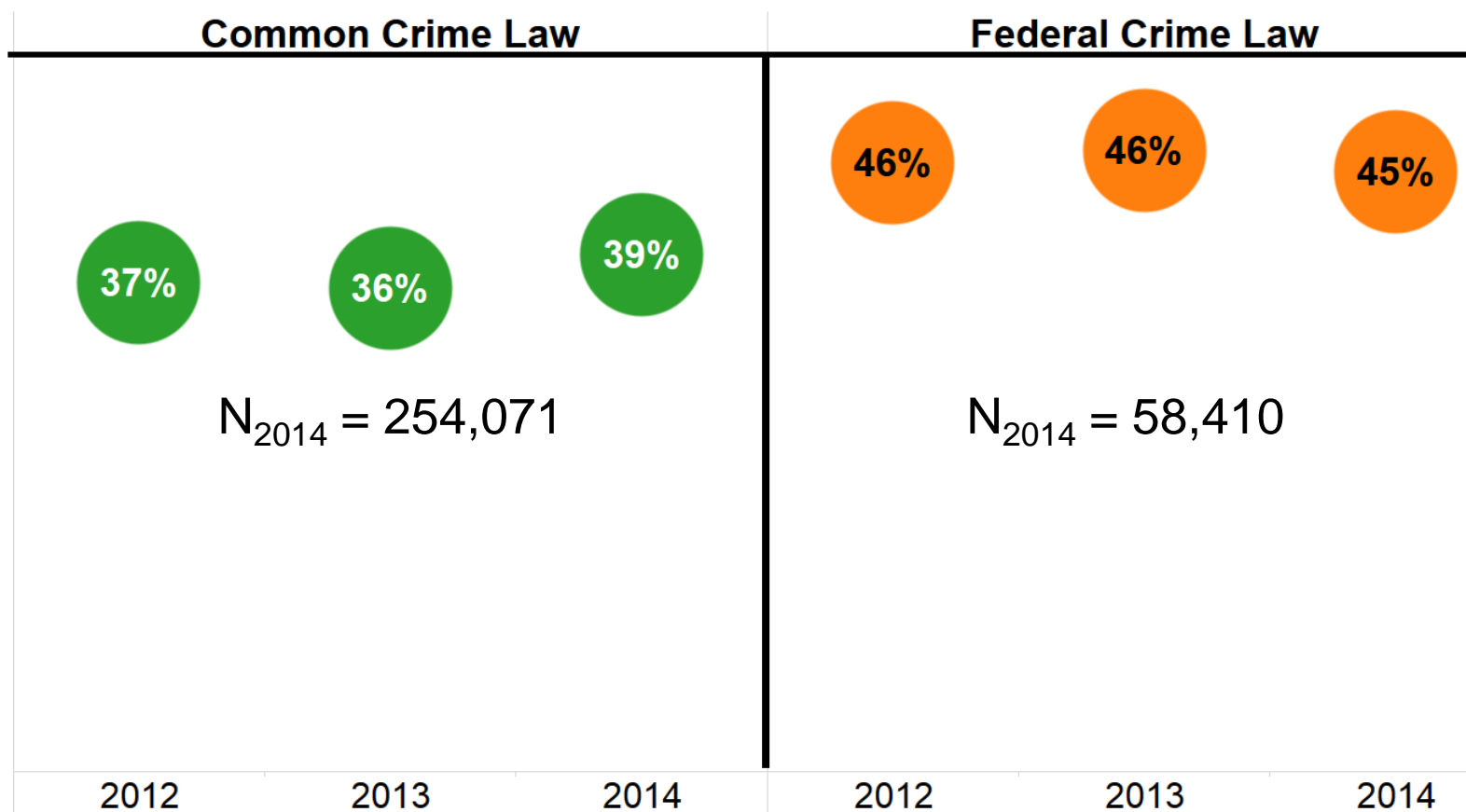
16.3.1 Proportion of victims of violence in the previous 12 months who reported their victimization to competent authorities or other officially recognized conflict resolution mechanisms

On average, only 12% of victims of violence report their victimization to law enforcement agencies.



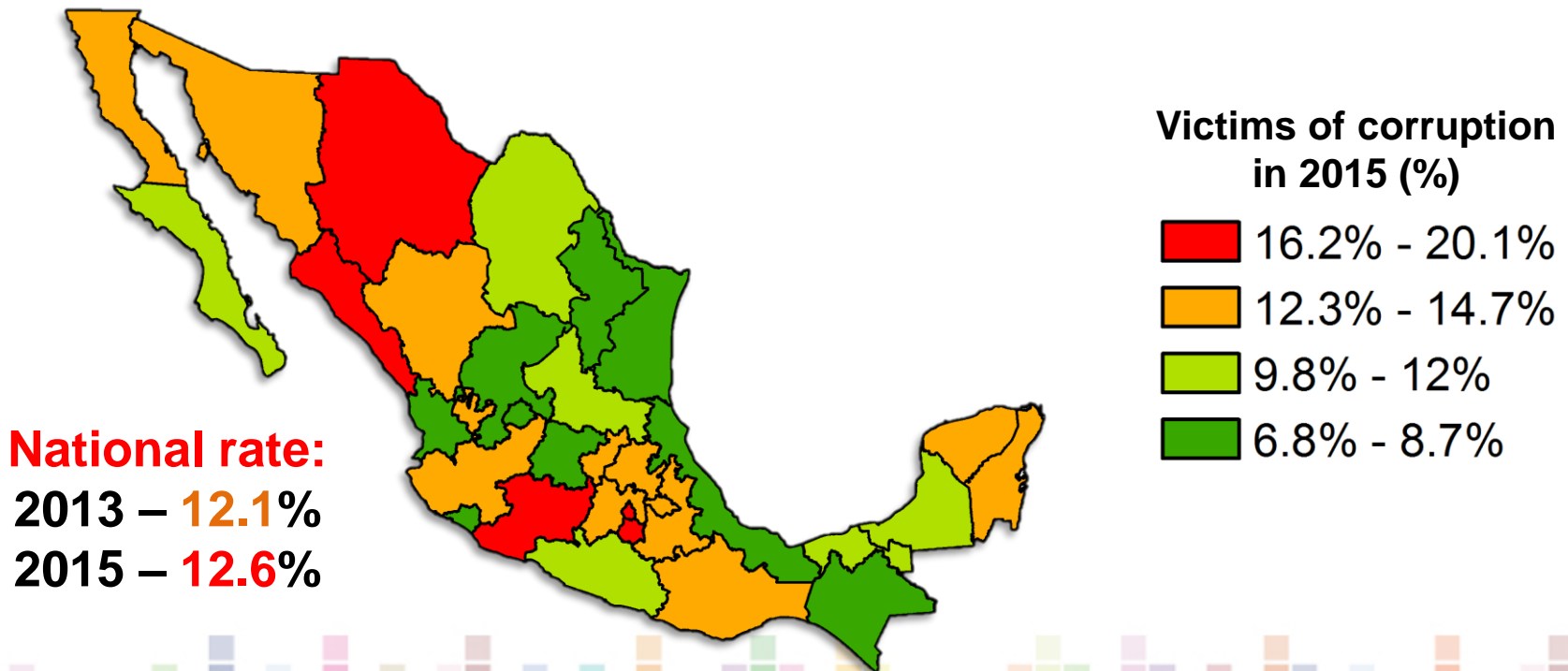

16.3.2 Unsentenced detainees as a proportion of overall prison population

On average, the rate of **unsentenced detainees for common crime law** is **37%**; in turn, the rate of unsentenced detainees for **federal crime law** is **46%**.

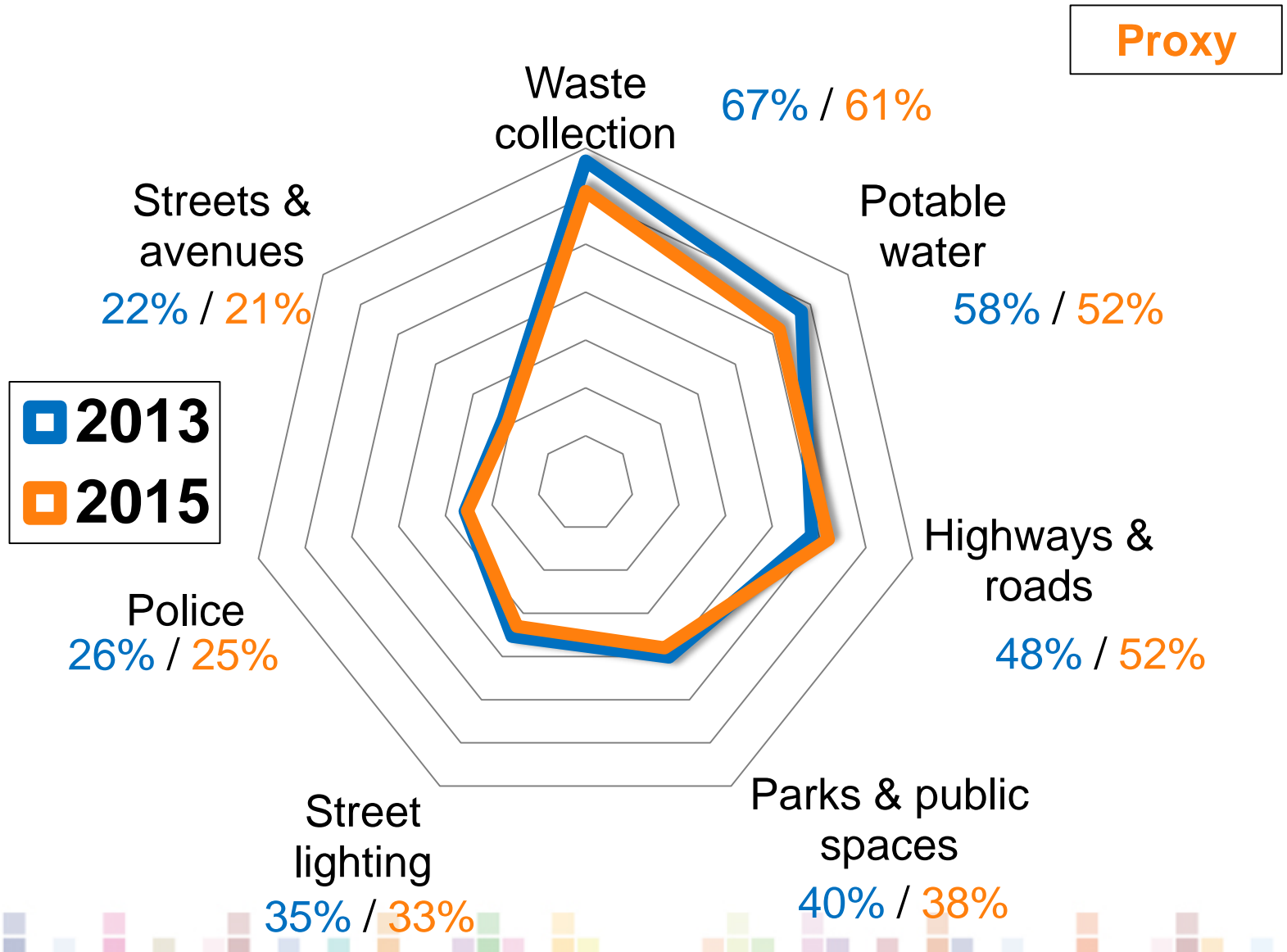


16.5.1 Proportion of persons who had at least one contact with a public official and who paid a bribe to a public official, or were asked for a bribery by those public officials, during the previous 12 months

Corruption experiences when making payments, formalities and public services requests (PFS)

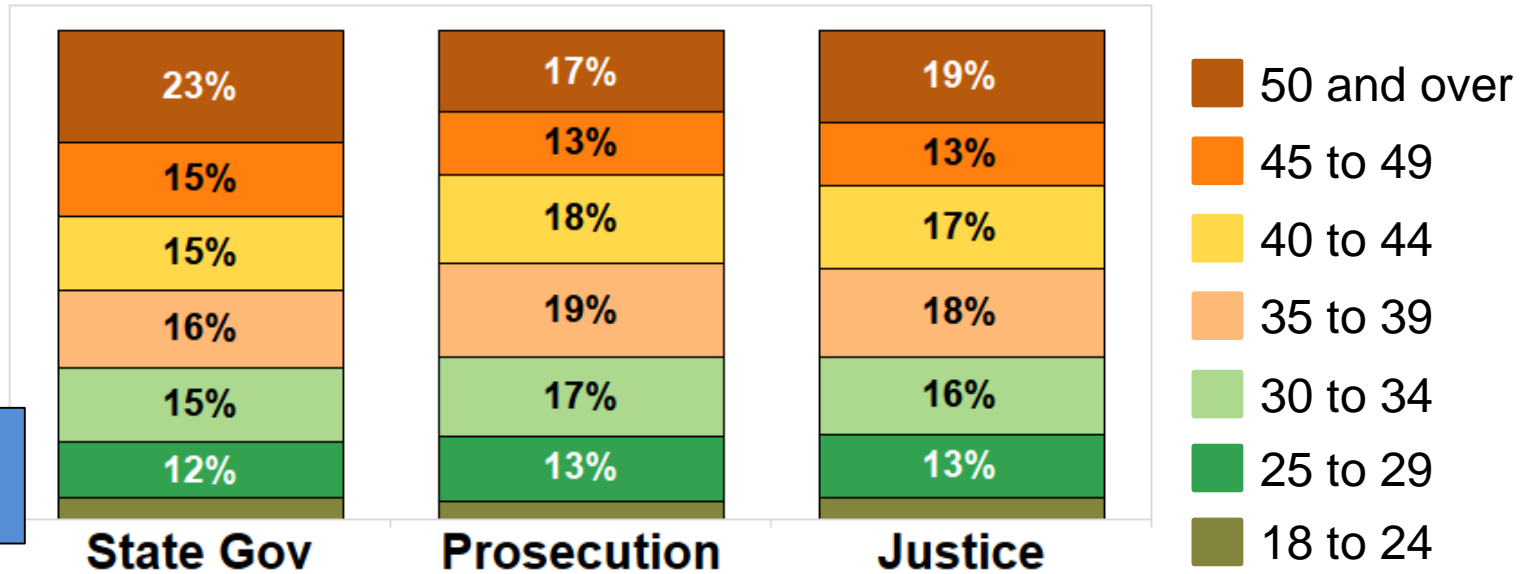


16.6.2 Proportion of the population satisfied with their last experience of public services



16.7.1 Proportion of positions in public institutions compared to national distribution

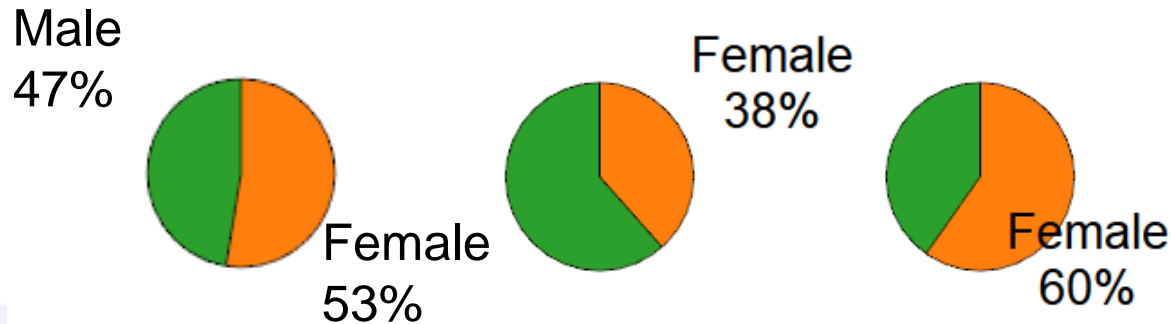
Distribution by age (State level)



- Municipal
- Federal

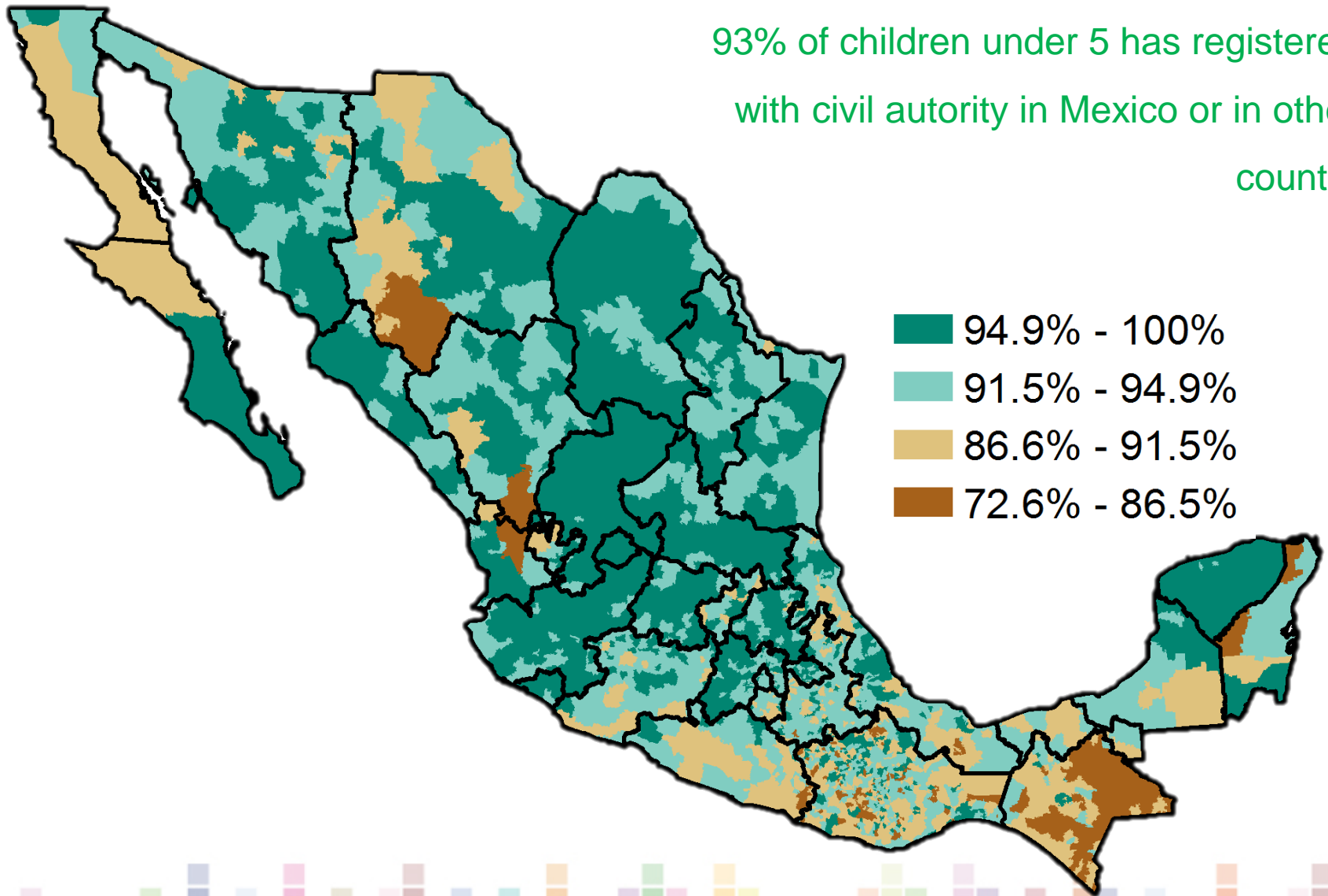
Distribution by sex (State level)

State Gov Prosecution Justice

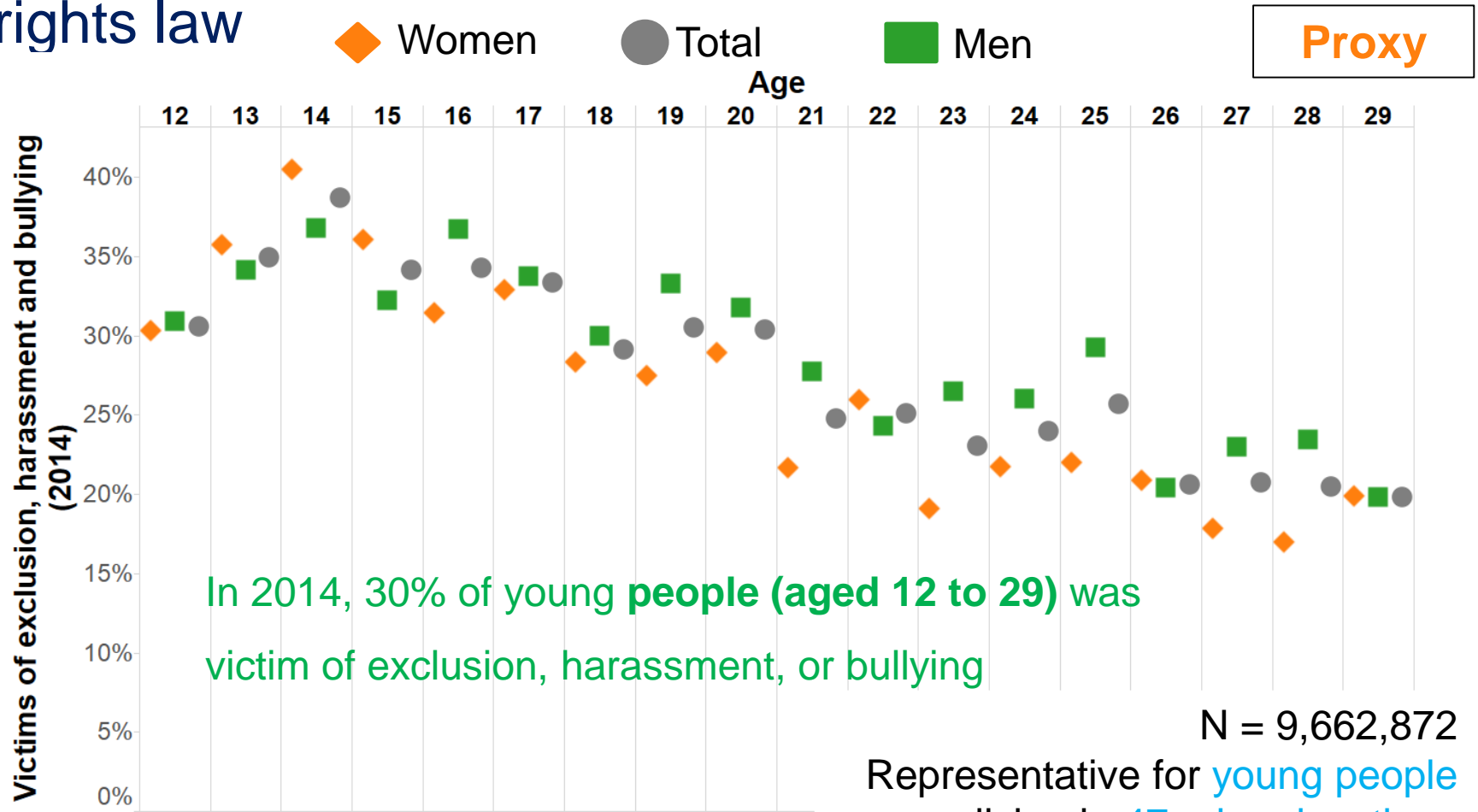


16.9.1 Proportion of children under 5 years of age whose births have been registered with a civil authority

93% of children under 5 has registered with civil authority in Mexico or in other country



16.b.1 Proportion of population reporting having personally felt discriminated against or harassed in the previous 12 months on the basis of a ground of discrimination prohibited under international human rights law



Basic conclusions

- **SDG 16 indicators** must be fulfilled with **official** data and official **statistics** (conceptual, methodology and technical).
- National **Statistical Systems** must be **improved** and strengthened for **measuring** SDG 16
- Close **work between** Countries - National Statistical Systems and **UNODC** is fundamental



Thank you!

adrian.franco@inegi.org.mx



INSTITUTO NACIONAL
DE ESTADÍSTICA Y GEOGRAFÍA