



New Ways of Collecting Price Data in Oman


Khalid Said Al Mudhaffar

National Centre for Statistics and Information

Oman



Contents

- Introduction
 - Time Scale utilizing New Technology
 - New Ways of Data Collection
 - SWOT Analysis
 - Conclusion
- 



Introduction

- ▶ The National Centre for Statistics and Information (NCSI) is the National Statistical Office in Oman.
- ▶ NCSI compiles and publishes currently the consumer price index on a monthly basis and covers the ranges of goods and services
- ▶ The current base year for the CPI is 2012. The index covers the whole country
- ▶ The collection of price data in Oman started in 1972
- ▶ Selected goods and Services in Muscat Region Only
- ▶ 1990 Modern Technology has been used

Time Scale Utilizing Modern Technology

1990

Start collecting price data using hand set devices

The first hand set made by
PSION co.



Time Scale Utilizing Modern Technology

2007

السلطنة تطور مزايا للمنظومة تتصل بتأكيد الجودة وسلامة وامن البيانات وتقنيات الاتصال النقالة

- G.P.S with GIS Rules
- G.S.M (GPRS/EDGE)
- V.P.N

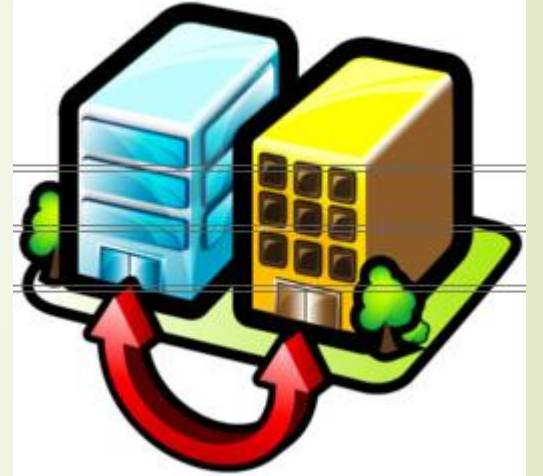


Time Scale Utilizing Modern Technology

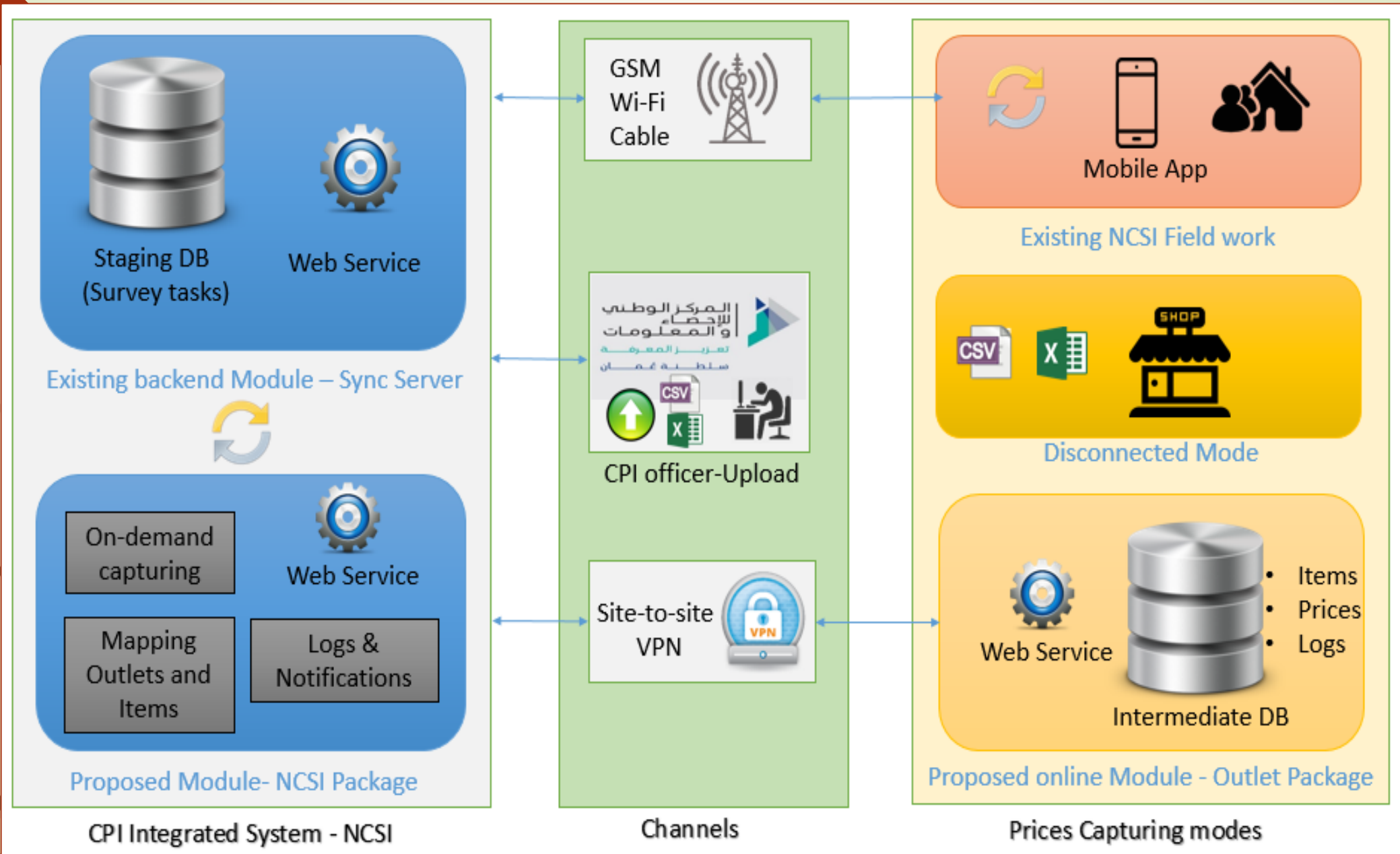
2016

السلطنة تطور اساليب جديده لجمع البيانات مكتبيا عن طريق الربط الشبكي المباشر مع المصادر او عبر ملفات الاسعار الالكترونية

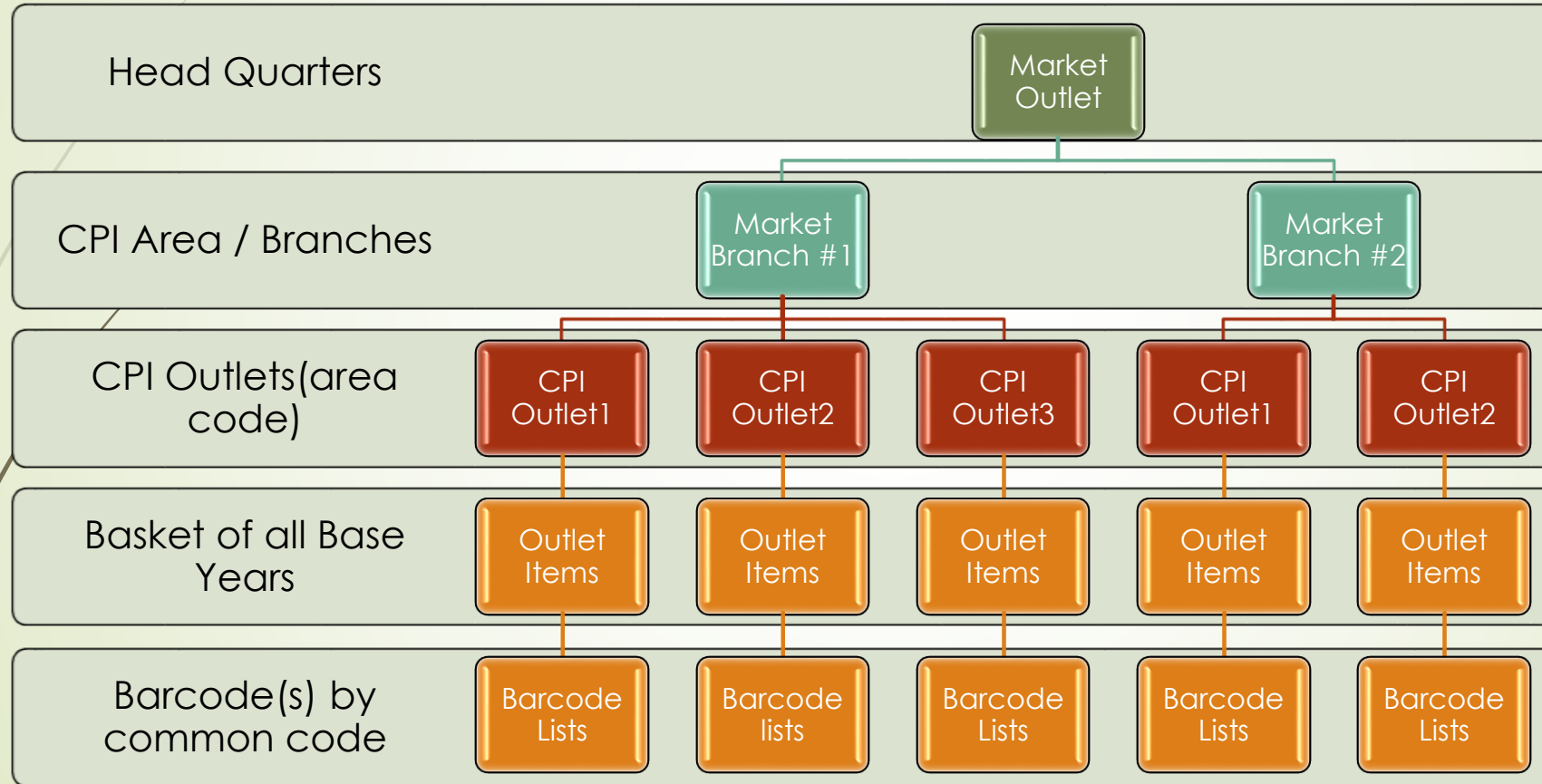
- B2B : Online
- B2B : Disconnected



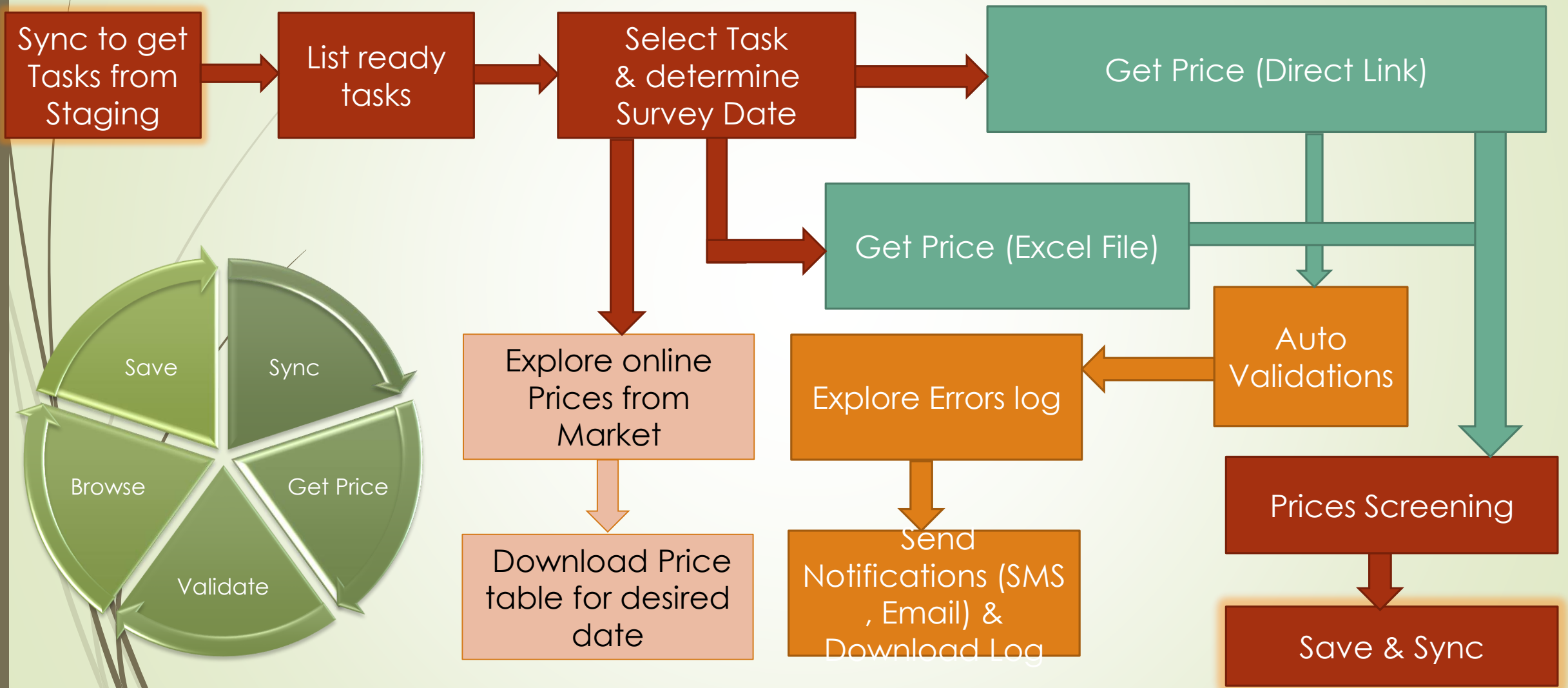
المخطط التصوري للمنظومة



Organizational Chart for linking



The Organizational chart of Price collection





NCSI Activates So Far

- **Main Data Sources are determined**
- **Official Letters sent to main sources**
- **Individual lists of items prepared**
- **Data Sources verifying the lists**
- **Project: Online data collection system**
- **Clarification Meeting for sources initiated**
- **First data received to test the system**
- **Enumerators adjusting the data**
- **Agreement with all sources in Muscat**
- **Ongoing extension on further sources**



SWOT Analysis



- **Strengths**

- The new method of data collection will allow NCSI to reduce the field enumerators by 25% during 2106 and by 75% during 2017,
- the CPI will be produced 2 days after the end of the month and
- Data-Collection errors (wrong item, data-entry errors) will be non-existent for eliminating the work-process of data-collection.
- Increased volumes of data at limited direct cost



SWOT Analysis

➤ **Weaknesses**

- Not all the data sources are using modern technology (internet, barcode, etc.,,,,))
- For data security reasons many sources hesitate to shift to the new way of data collection.
- Many sources want NCSI to cover the cost in adopting the way of data collection
- In several cases, we found that the databases for outlet are outside the Sultanate and the approval for adopting the new method takes longer time.



SWOT Analysis

- ▶ **Opportunities**

- ▶ Price Data from Ministries of Agriculture & Fisheries and the Public Authority of Consumer Protection may be used instead of collecting it in the field
- ▶ NCSI has good opportunities to transfer some of the field workers to data editors and data analysts
- ▶ If the exercise goes well we can adopt the same method for other type of price indices such as producer price index and import and export price index

- ▶ **Threats**

- ▶ If it does not work, it will be difficult to retransfer the data editors to field workers.
- ▶ Other threat is the implications for index Methodology





Conclusion

- ▶ The adaptation of any new method in data collection or survey is time consuming.
- ▶ It took more than 18 months from the preparation plan until receiving the first set of data from the sources.
- ▶ NCSI to make a significant step towards more coherent and accurate data and is constantly time and money consuming.
- ▶ When the new method is implemented, we expect that the Center is producing the CPI by content and process on a clearly accepted international standard, where further developments should focus on the development of our basket for goods and services.



Thank you